









Flip IT

Directions: Provide the words or call out words for the students to write in the left-hand column. Cut on the dotted lines in the right-hand column. Have pairs of students take turns reading their words as quickly as possible. If the word is correct, they can “flip it”: cover the word with the blank flap. After reading the words, have partners practice spelling the words & “flip it” open to check themselves.

Copyright 2005-2007 by the Rector and Visitors of the University of Virginia.