

## Help the Dog Find His Home

Before starting the game review the short "o" and long "o" sounds.

### Game Directions:

- Roll the dice.
- Move the correct number of spaces on the gameboard.
- Have the player identify the picture and state whether the word has a short "o" sound (e.g., "top") or a long "o" sound (e.g., "bone").
- Write the word under the correct column on the writing sort sheet.
- Continue playing until a player reaches the "finished" space.
- After the game is finished, have students "check" their writing sorts (e.g., read down both columns to make sure each word is in the correct column).

### Variation:

- Have students write the words without the support of the writing sort headers.




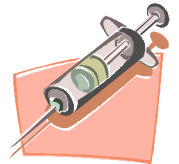
Start



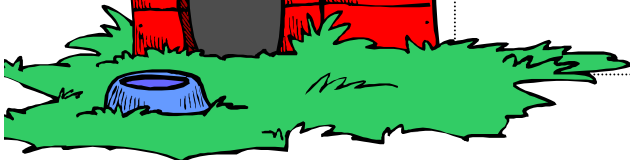

# Help the Dog Find His Home




Dog needs a nap.  
Go back 2 spaces.

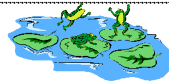
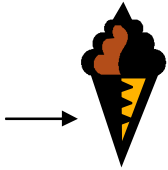


Finish

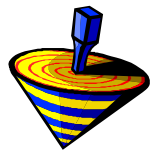




What time is it?  
Go back 2 spaces.



Oops! This is not  
the dog's home!  
Go back to the frog.



Dog wants a snack.  
Go to the bone.

